

Electronic Supplementary Material

Histone Deacetylase 3 Inhibitor Suppresses Hepatitis C Virus Replication by Regulating Apo-A1 and LEAP-1 Expression

Yuan Zhou^{1#}, Qian Wang^{3#}, Qi Yang^{1,2}, Jielin Tang^{1,2}, Chonghui Xu^{1,2}, Dongwei Gai^{1,2}, Xinwen Chen¹, Jizheng Chen^{1✉}

1. State Key Laboratory of Virology, Wuhan Institute of Virology, Chinese Academy of Sciences, Wuhan 430071, China

2. University of Chinese Academy of Sciences, Beijing 100101, China

3. Jiangsu Province Key Laboratory of Human Functional Genomics, Department of Biochemistry and Molecular Biology, Nanjing Medical University, Nanjing 210029, China

Supporting information to DOI: 10.1007/s12250-018-0057-7

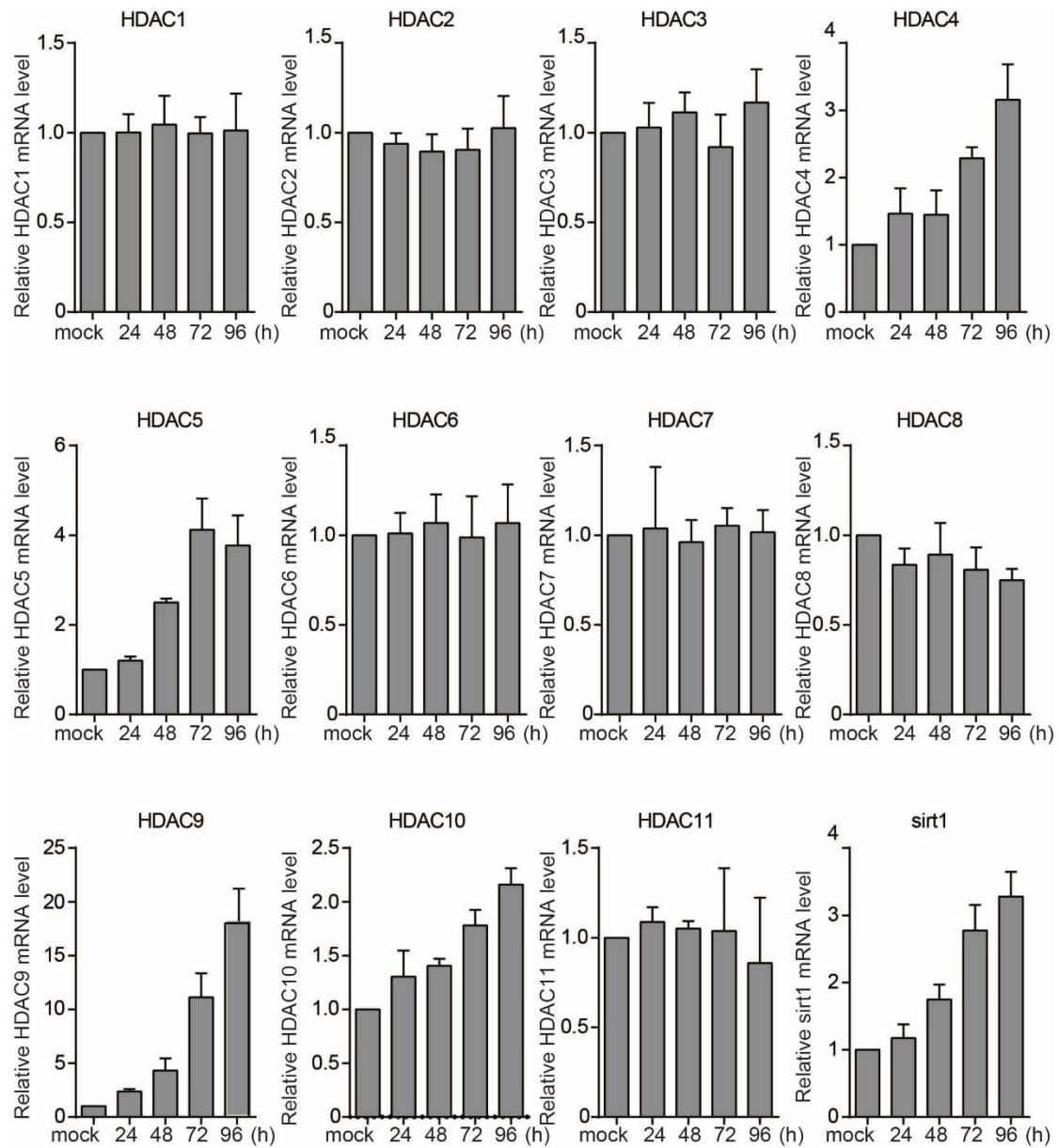


Figure S1. HDAC1, HDAC2, HDAC3, HDAC4, HDAC5, HDAC7, HDAC9, HDAC11, and SIRT1 mRNA levels in mock- or HCV-infected-HuH7 cells at indicated time points post infection

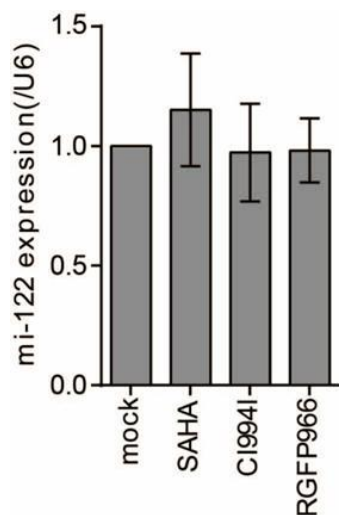


Figure S2. miR-122 expression in Huh7 cells following treatment with SAHA, CI994I, or RGFP966. Huh7 cells were treated with 10 $\mu\text{mol/L}$ SAHA, CI994I, or RGFP966 for 72 h, and miR - 122 levels normalized to that of U6 were evaluated by qRT-PCR. Data represent mean \pm SD of three experiments.

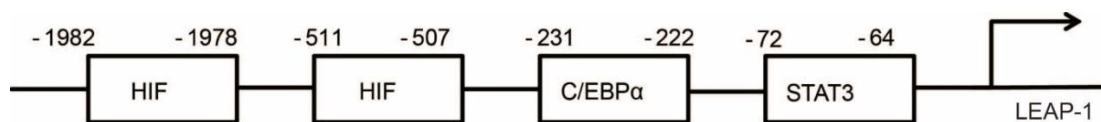


Figure S3. Human LEAP-1 promoter sequence with putative transcription factor binding sites.

Supplementary Table S1. The primers in RT-PCR and CHIP

Primers	Sequences 5'-3'
hepcidin forward	5'-CTGACCAGTGGCTCTGTTTTTC-3'
hepcidin reverse	5'-GAAGTGGGTGTCTCGCCTC-3'
Apo-A1 forward	5'-AGCTTGCTGAAGGTGGAGGT-3'
Apo-A1 reverse	5'-ATCGAGTGAAGGACCTGGC-3'
GAPDH forward	5'-CTCCTCCTGTTTCGACAGTCAGC-3'
GAPDH reverse	5'-CCCAATACGACCAAATCCGTTG-3'.
Apo-A1 (ChIP) forward	5'-CAAGGCCTGAACCTTGAGC-3'
Apo-A1 (ChIP) reverse	5'-TTAGAGACTGCGAGAAGGAGGT-3'.
HIF (ChIP) forward	5'-GCCTCCCAAATTGCTGGGAT-3'
HIF (ChIP) reverse	5'-GGGGAAGCATCCATTGCTTT-3';
C/EBP α (ChIP) forward	5'-TGCATGTAGGCGATGGGAA-3'
C/EBP α (ChIP) reverse	5'-AGAGGTGTGTTTCAGGGGTG-3'
STAT3 (ChIP) forward	5'-GCCGGCTGAGGGTGACACA-3'
STAT3 (ChIP) reverse	5'-CCACTGCTGGGTCTTGAG -3'

Supplementary Table S2. Changes in gene expression by HDAC3 inhibitor treatment